

Temperature regulator  
**RTS -1- 400**  
**RTSD -1- 400**



■ **Applications**

Applied for temperature mode control in ventilation, heating and air conditioning systems. Can be applied for control of fans and fancoil valves, air heating units with 230V three speed fans. Automatic heating or cooling rate control.

■ **Design and control**

The temperature sensor is built into the plastic control panel casing. A digital light-up LCD display and control knobs are located at the control face panel. The display shows the current and set indoor air temperature, selected mode for cooling, heating or automatic mode as well as set motor speed. The rotation speed can be adjusted manually by means of control knob rotation. Provision is made for

automatic control of rotation speed (quick/medium/low) depending on the indoor temperature.

- The light-up display enables the regulator operation in bad light conditions
- Temperature maintaining within up to 1°C.
- saving settings at no power supply.
- RTSD-1-400 model is equipped with remote control panel.
- night duty operation (refer to operation mode for night duty below).

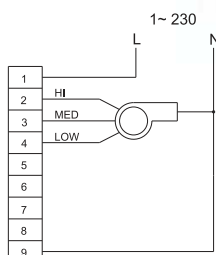
■ **Mounting**

Control panel is designed for indoor surface mounting. The recommended installation height is 1.5 m. Do not install the control panel close to windows, doors, heating or cooling devices.

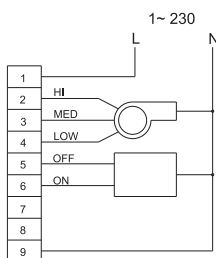
**Technical data:**

	<b>RTS-1-400</b>	<b>RTSD-1-400</b>
Voltage, V/ 50 Hz	1~ 230	1~ 230
Rated current, [A]	2,0	2,0
Number of selected speeds	3	3
Temperature adjustment range [°C]	+10...+30	+10...+30
Overall dimensions LxWxH [mm]	88x88x51	88x88x51
Maximum ambient temperature [°C]	40	40
Protection rating	IP 40	IP 40
Remote control panel	no	yes

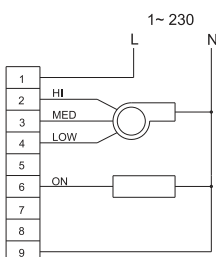
**Controller connection options**



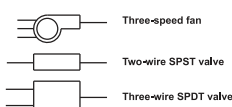
Ventilation with heating and cooling



Ventilation with heating and cooling three-wire system of SPDT valves



Ventilation with heating and cooling two-wire system of SPST valves



**NIGHT DUTY OPERATION peculiarities**

▶ **Operation of the temperature regulator in the heating mode:** in 30 minutes after switching to the night duty the indoor temperature goes automatically down by 1°C and in 1 hour the temperature goes down by 1°C more. One hour later the temperature goes down by 1°C more and will be kept at this level within 8 hours. After switching the timer off the temperature will be reset to the reference set level automatically.

▶ **Operation of the temperature regulator in cooling mode:** in 30 minutes after switching to the night duty the indoor temperature goes automatically up by 1°C and in 1 hour the temperature goes up by 1°C more and will be kept at that level up to 8 hours. After switching the timer off the temperature will be reset to the reference level automatically.

